



Lesson 7

Forest Families


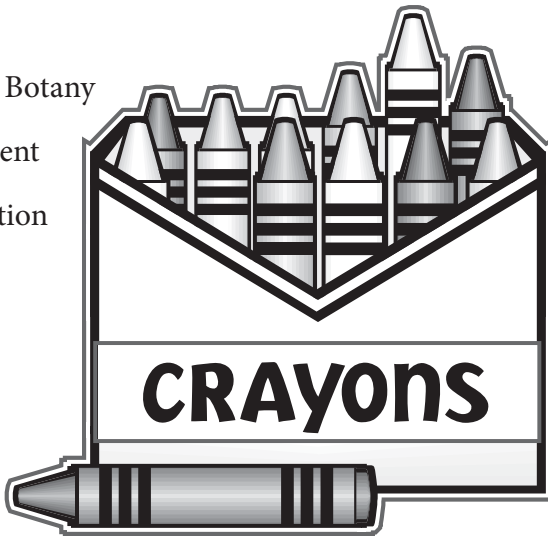


Objectives:

1. To reinforce the material presented in Lessons 1-6.
2. To provide an entertaining activity that allows for enrichment and expansion of information on the forest.

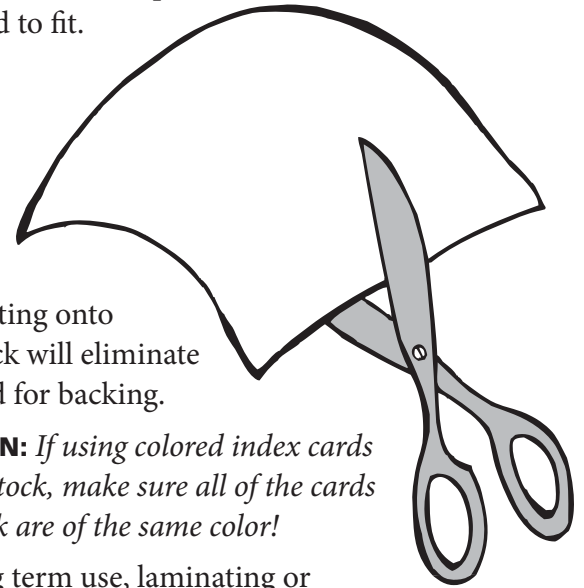
Subjects:

1. Art
2. Ecology / Botany
3. Government
4. Classification



Focus:

1. There are 36 cards in each deck, 6 **FOREST FAMILIES** with 6 members in each.
2. Copy enough decks so that students can play in groups of four to six per deck.
3. Have the students work in groups to cut apart the individual components of the game, **FOREST FAMILIES**.
4. If the cards have been duplicated on regular paper, they will need to be pasted onto index cards and trimmed to fit.



5. Duplicating onto cardstock will eliminate the need for backing.
CAUTION: *If using colored index cards or cardstock, make sure all of the cards in a deck are of the same color!*
6. For long term use, laminating or covering with clear contact paper is recommended.
7. **NORMAL PLAY:** The dealer hands out all the cards among four players (9 cards each) or six players (6 cards each)
8. **ALTERNATE PLAY:** For 3 or 5 players, the dealer should only hand out 5 cards to each player and place the rest of the cards in a draw pile. As the game progresses and a player loses his turn, he will draw from the pile and then discard a card from his own hand.

It is not recommended that the game be played with less than 3 players.

VOCABULARY

Review the vocabulary from Lessons 1-6

